

410-430W

TOPCON

Full Black Monofacial

Half-Cut 16BB Module



SMBB Technology

Better light trapping and current collection to improve module power output and reliability.



Durability Against Extreme Environmental Conditions

High salt mist and ammonia resistance.



PID Resistance

Excellent Anti- PID performance guarantee via optimized mass-production process and materials control.




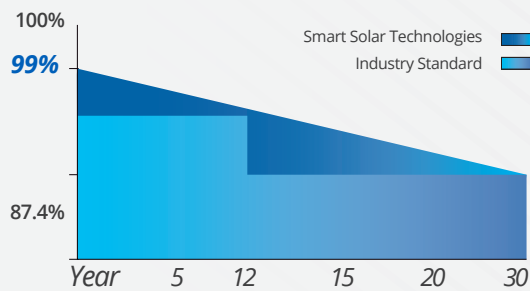
Enhanced Mechanical Load

Certified to withstand:
wind load (2400 Pascal)
and snow load (5400 Pascal).

12
Year
Product Warranty


30
Year
Linear Performance Warranty

Guaranteed Power



JUNCTION BOX

Waterproof protection grade:IP68
Safety Level Class II
Maximum System Voltage: 1500 V
outstanding waterproof level
Effectively resist harsh environments



FRAME

Strong machanical load resistance up to 5400Pa
Anodic oxidation layer resistant to chemical corrosion available in silver and black



ELECTRICAL TYPICAL VALUES

Model	SS410M10H-18/YH	SS415M10H-18/YH	SS420M10H-18/YH	SS425M10H-18/YH	SS430M10H-18/YH
Testing Condition	STC	STC	STC	STC	STC
Rated Power (Pmpp)	410	415	420	425	430
Rated Current (Impp)	13.09	13.17	13.25	13.32	13.40
Rated Voltage (Vmpp)	31.33	31.52	31.71	31.90	32.08
Short Circuit Current (Isc)	13.83±3%	13.91±3%	13.99±3%	14.06±3%	14.14±3%
Open Circuit Voltage (Voc)	37.93±3%	38.12±3%	38.31±3%	38.50±3%	38.69±3%
Module Efficiency (%)	21.00	21.25	21.51	21.76	22.02

STC: irradiance 1000W/m², AM 1.5, and cell temperature of 25°C

TEMPERATURE RATINGS

Tolerance	0~+3w
NOCT	45±2°C
Voltage Temperature Coefficient	-0.250%/°C
Current Temperature Coefficient	+0.046%/°C
Power Temperature Coefficient	-0.300%/°C

PACKAGING CONFIGURATION

Container	20' GP	40' HQ
Pieces/Container	222	962
Pallet/Container	6	26

ABSOLUTE MAX RATING

Operating Temperature	From -40 to +85°C
Front Side Maximum Static Loading	5400Pa
Rear Side Maximum Static Loading	2400Pa
Maksimum Series Fuse Rating	25A
Maksimum System Voltage	DC 1500V

MECHANICAL CHARACTERISTICS

Dimension (L × W × H)	Length: 1722mm Width: 1134mm Height: 30mm
Weight	21.50kg
Cell Type	182x91mm N Type Mono
No. of Cells	108(12x9)
Front Glass	3.2mm high transmission, low iron, tempered glass
Frame	Anodized aluminium alloy
Cable	4mm ² cable 35cm (Including MC4 connector) *The requested cable length must be specified before the offer.
Junction Box	IP 68 Rated

ELECTRICAL CHARACTERISTIC

